



SEP6 Extension for the Basic Easy Rack PDU

Ensuring a rack power distribution unit (PDU) provides enough power to all the devices in a rack doesn't have to be complicated or expensive. The SEP6 Extension for the Basic Easy Rack PDU delivers world-class power distribution at an accessible price. This rPDU brings an extensive range of features that ensure lower total cost of ownership (TCO) and higher uptime.



Simple power distribution for any budget

The SEP6 Extension for the Basic Easy Rack PDU provides the reliability and quality that Schneider Electric is famous for. It's quick to deploy and easy to manage because it's an uncomplicated Rack PDU that simply provides the power needed for your IT gear to run as intended. Nothing more, nothing less.

This product is perfect for customers who don't have dedicated IT staff and don't need all the bells and whistles of other PDUs. Smaller organizations will appreciate that the SEP6 Extension for the Basic Easy Rack PDU installs easily and offers simple power to the equipment housed in the rack. And for organizations with lean budgets, there's no better way to get an industry-leading Schneider Electric product.



Why use the SEP6 Extension for the Basic Easy Rack PDU?

As a follow-on to the Easy rPDU EPDU Basic platform, which has been discontinued by Schneider Electric, the SEP6 Extension for the Basic Easy rPDU is a similar product, albeit in a more updated version. This means you know what you're getting—no surprises.















But it's more than just what the SEP6 Extension for the Basic Easy rPDU can do for your data center. The sustainable design of the rPDU ensures both business continuity and environmental friendliness. It reduces energy waste, supporting your organization's sustainability journey.





Technical specifications

SEP6 Extension for Basic Easy Rack PDU

Voltage	Mounting U-space	Nominal voltage	Available in	Input circuit	Nominal power	Input plug type	Output receptacles	Cord length	Model
230 V, 1PH	Horizontal	230, 1PH	EU, INT	16 A	3.7 kW	IEC-60320 C20	(8) C13  	2 m	SEP6116G
	Vertical	230, 1PH	EU, INT	16 A	3.7 kW	IEC 60309 16A 230VAC L+N+PE	(20) C13  (4) C19 	2 m	SEP6117G
	Vertical	230, 1PH	EU, INT	32 A	7.4 kW	IEC 60309 32A 230VAC L+N+PE	(20) C13  (4) C19 	2 m	SEP6127G
	Vertical	230, 1PH	EU, INT	16 A	3.7 kW	SCHUKO 16A	(14) SCHUKO 	2 m	SEP6113G
	Vertical	230, 1PH	EU, INT	32 A	7.4 kW	IEC 60309 32A 230VAC L+N+PE	(21) SCHUKO 	2 m	SEP6123G
	Horizontal	230, 1PH	EU, INT	10 A	2.3 kW	IEC60320 C14	(6) SCHUKO  (1) C13 	2 m	SEP6104G
400 V, 3PH	Vertical	400, 3PH	EU, INT	16 A	11 kW	IEC 60309 16A 400VAC 3P+N+PE	(36) C13  (6) C19 	2 m	SEP6147G
	Vertical	400, 3PH	EU, INT	32 A	22 kW	IEC 60309 32A 400VAC 3P+N+PE	(30) C13  (12) C19 	2 m	SEP6157G



Legendary reliability

With its unrivaled Schneider Electric quality and reliability, the SEP6 Extension for the Basic APC Easy rPDU has a standard two-year warranty and is available at a dynamic price point.

For more information, please consult with your local Schneider Electric representative.

Schneider Electric
One Boston Place, Floor 27
Boston, MA 02108
www.se.com